


ideal lux®

IDEAL LUX s.r.l.
Via Taglio Destro 32
30035 Mirano (VE) Italy
www.ideal-lux.com

IDEAL LUX Warehouse
Via delle Industrie, 8/D
30036 Santa Maria di Sala (Venezia)
8.00 - 12.00 / 13.30 - 17.00

ideal lux®

Style PT H050

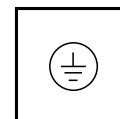
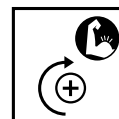


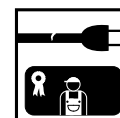
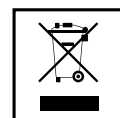
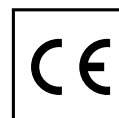
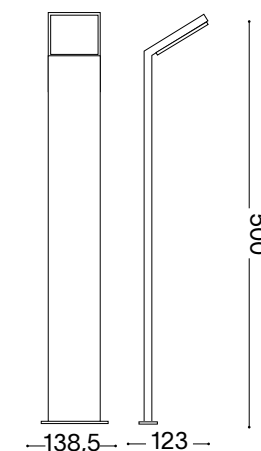


Lampada da terra
Floor lamp
Lampadaire
Stehleuchte
Lámpara de pie
Торшеры

LED

LED 8,5W / 100~240V 50/60Hz
- 8021696322612 ANTRACITE 3000K
- 8021696322599 ANTRACITE 4000K
- 8021696318691 BIANCO 3000K
- 8021696322582 BIANCO 4000K
- 8021696322575 COFFEE 3000K
- 8021696322568 COFFEE 4000K
- 8021696322551 GRIGIO 3000K
- 8021696322544 GRIGIO 4000K
- 8021696322537 NERO 3000K
- 8021696322506 NERO 4000K

REV 02/04/2024

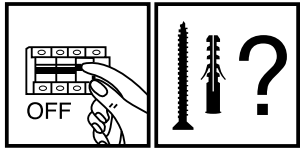


IDEAL LUX s.r.l.
Via Taglio Destro 32
30035 Mirano (VE) Italy
www.ideal-lux.com

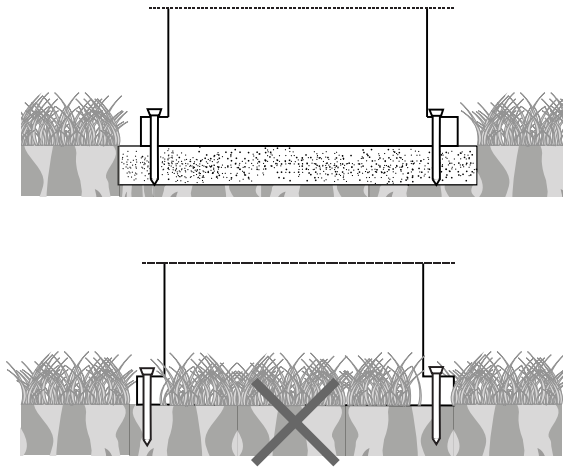
IDEAL LUX Warehouse
Via delle Industrie, 8/D
30036 Santa Maria di Sala (Venezia)
8.00 - 12.00 / 13.30 - 17.00

ESEGUIRE LE OPERAZIONI SEGUENDO L'ORDINE PROGRESSIVO
FOLLOW THE ASSEMBLY INSTRUCTIONS BY READING THE NUMERICAL PROGRESSION

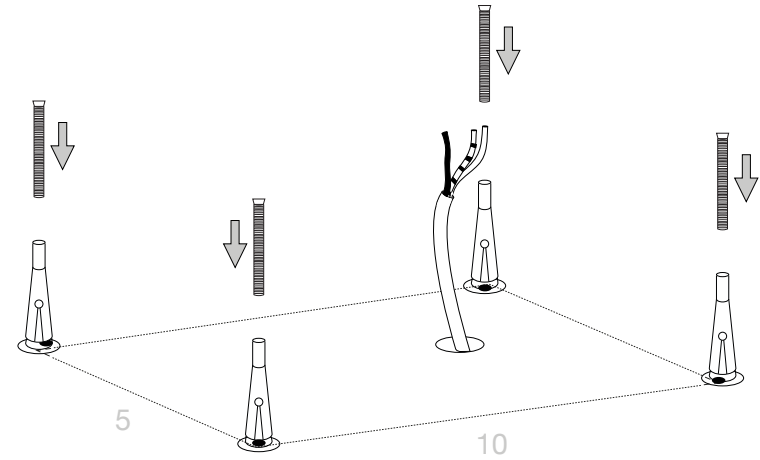
L'INSTALLAZIONE DI QUESTO APPARECCHIO DEVE ESSERE EFFETTUATA DA PERSONALE QUALIFICATO
THE LIGHTING FITTING SHOULD BE INSTALLED BY A QUALIFIED ELECTRICIAN



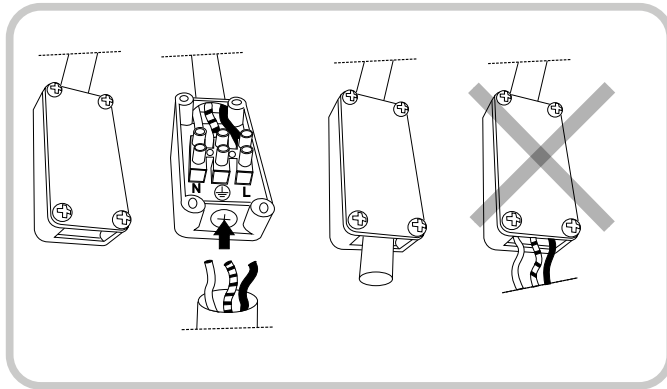
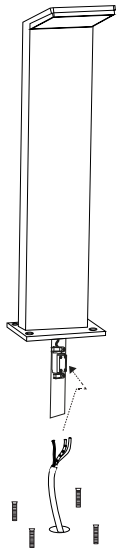
1



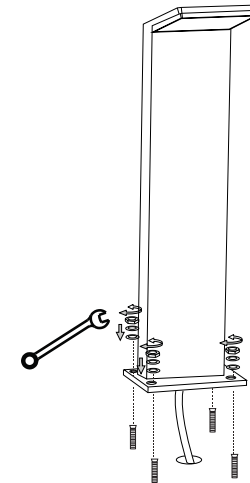
2



3

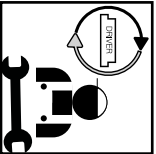



4



LA SICUREZZA DI QUESTO APPARECCHIO È GARANTITA SOLO CON L'USO APPROPRIATO DI QUESTE ISTRUZIONI, PERTANTO È NECESSARIO CONSERVARLE
THE SAFETY AND RELIABILITY ARE GUARANTEED ONLY WHEN INSTALLATION INSTRUCTIONS ARE PROPERLY FOLLOWED. PLEASE KEEP THIS INSTRUCTION SHEET FOR FUTURE REFERENCE.

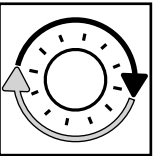
Sorgente luminosa non sostituibile: a fine vita l'apparecchio andrà smaltito / Non-replaceable light source: at the end of its life, the lamp must be disposed.



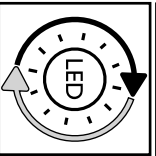
**Questo prodotto contiene una sorgente luminosa
di classe di efficienza energetica /
This product is provided with a light source
with efficiency energy class of:**

EAN	Modello Sorgente Luminosa /Light Source Model		Classe di Efficienza Energetica / Energy Efficiency Class	Sorgente Luminosa / Light Source (mA)	Sorgente Luminosa / Light Source (V)
	8021696322612	STYLE 3000K CRI90	F	110 mA	72 V DC
8021696322599	STYLE 4000K CRI90	E	110 mA	72 V DC	
8021696318691	STYLE 3000K CRI90	F	110 mA	72 V DC	
8021696322582	STYLE 4000K CRI90	E	110 mA	72 V DC	
8021696322575	STYLE 3000K CRI90	F	110 mA	72 V DC	
8021696322568	STYLE 4000K CRI90	E	110 mA	72 V DC	
8021696322551	STYLE 3000K CRI90	F	110 mA	72 V DC	
8021696322544	STYLE 4000K CRI90	E	110 mA	72 V DC	
8021696322537	STYLE 3000K CRI90	F	110 mA	72 V DC	
8021696322506	STYLE 4000K CRI90	E	110 mA	72 V DC	


LEGENDA ICONA




Sorgente luminosa sostituibile
dall'utente finale.
Replaceable light source
by an end-user.



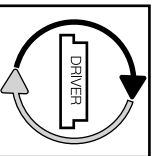
Sorgente LED luminosa sostituibile
dall'utente finale.
Replaceable LED light source
by an end-user.




Sorgente luminosa sostituibile
esclusivamente da personale
autorizzato.
Replaceable light source
by authorized personnel only.




Sorgente luminosa non sostituibile.
Quando la sorgente arriverà a fine vita
dovrà essere sostituito l'intero apparecchio.
Non-replaceable light source.
Upon end of life of the light source,
the whole product will be replaced.



Dispositivo di alimentazione sostituibile
dall'utente finale.
Replaceable control gear
by an end-user.



Dispositivo di alimentazione sostituibile
esclusivamente da personale autorizzato
Replaceable light source
by authorized personnel only.



Dispositivo di alimentazione non sostituibile.
Quando il dispositivo di alimentazione arriverà
dovrà essere sostituito l'intero apparecchio.
Upon end of life of the control gear,
the whole product will be replaced.

- 18.** Jei apsauginis stiklas yra įskilęs arba sudužęs, pakeiskite jį nedelsiant ir naudodami tik nuostatus atitinkančias keičiamas dalis.
- 19.** Šviesos šaltinis su nekeičiamais šviesos diodais (LED). Neišmontuokite gaminio, nes diodai gali pažeisti akis. Nejmerkite į vandenį. Valykite naudodami drėgną šluostę ir venkite stiprių tirpiklių ir ploviklių naudojimo.
- 20.** Prietaise įdiegtas lydysis saugiklis. Jei šviestuvą neįsijungia, pakeiskite lydųj saugiklį.
- 21.** I-ą elektros saugos klasę užtikrina bendra izoliacija bei apsauginis laidininkas (žeminimas) prijungtas prie metalinės šviestuvo dalies. Privalomas žeminimas
- 22.** II-ą elektros saugos klasę užtikrina bendra izoliacija ir dviguba izoliacija arba sustiprinta izoliacija. Žeminimas nėra būtinas.
- 23.** III-ą elektros saugos klasę užtikrina labai žemos įtampos maitinimas (mažesnis, nei 50 voltų). Žeminimas nėra būtinas.
- 24.** Neapsaugotas.
- 25.** Apsaugotas nuo kietųjų kūnų, kurių skersmuo didesnis, nei 50 mm. patekimo.
- 26.** Apsaugotas nuo kietųjų kūnų, kurių skersmuo didesnis, nei 12 mm. patekimo.
- 27.** Apsaugotas nuo kietųjų kūnų, kurių skersmuo didesnis, nei 2,5 mm. patekimo.
- 28.** Apsaugotas nuo kietųjų kūnų, kurių skersmuo didesnis, nei 1 mm. patekimo.
- 29.** Apsaugotas nuo dulkių patekimo.
- 30.** Visiškai apsaugotas nuo dulkių patekimo.
- 31.** Neapsaugotas.
- 32.** Apsaugotas nuo statmenai krentančių vandens lašų patekimo.
- 33.** Apsaugotas nuo vandens lašų, kurių kritimo didžiausias kampas yra 15°, patekimo.
- 34.** Apsaugotas nuo lietaus.
- 35.** Apsaugotas nuo vandens pusrų.
- 36.** Apsaugotas nuo vandens čiurkšnių.
- 37.** Apsaugotas nuo stiprių vandens čiurkšnių.
- 38.** Apsaugotas nuo laikino įmerkimo.
- 39.** Apsaugotas nuo įmerkimo tam tikram laikui.
- 40.** Prietaisas neturi būti uždengiamas šilumą izoliuojančia medžiaga.
- 41.** Dėmesio, elektros smūgio pavojus.
- 42.** Nežiūrėkite tiesiai į šviesos šaltinį.